








Assembling

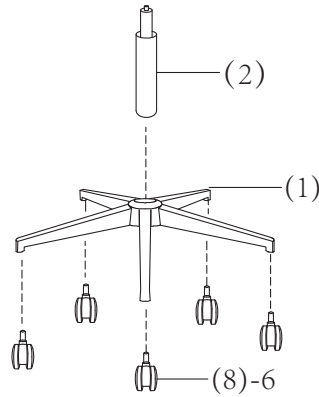
Instruction

(1) Base	(2) Gas Column	(3) Headrest
(4) Armrest	(5) Seat	(6) Back
(7) headrest connector		

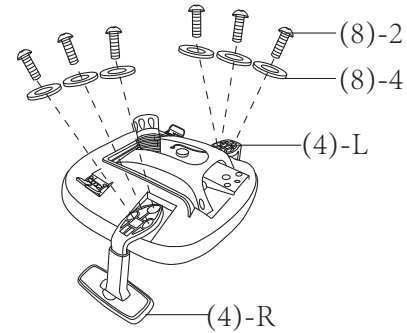
- (8)
- | | | | |
|----|---|----|-----------|
| 1. |  | x2 | (6x20) mm |
| 2. |  | x6 | (6x45) mm |
| 3. |  | x3 | (8x30) mm |
| 4. |  | x6 | (6x13) mm |
| 5. |  | x3 | (8x20) mm |
| 6. |  | x5 | |
| 7. |  | x1 | 5mm |



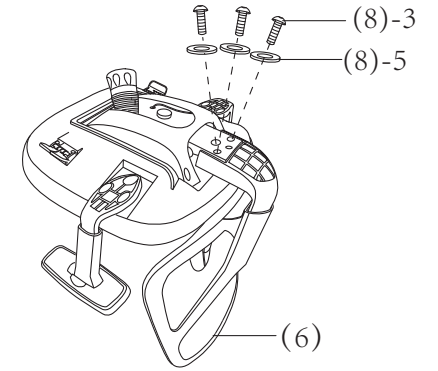
A



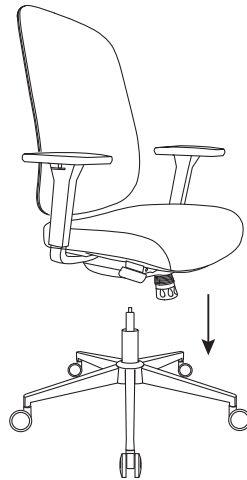
B



C

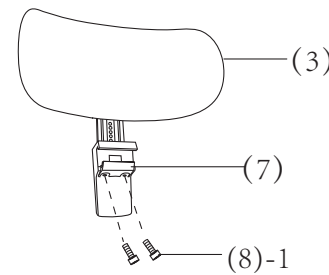


D



E

Note: Do not tighten any of them until all are in place!



F

Tighten the headrest screw after aligning the headrest clasp to the backrest groove.

